

Election 2016
















ENVIRONMENT SCORECARD

Final edition



Photo: Rodney Dekker

How do the parties rate against your pledge?

ELECTION SCORECARD 2016		environment victoria				
KEY:						
	GOOD	POOR	GREY AREA			
Powering Australia with clean energy						
Cutting pollution						
Protecting and restoring nature						

Turn the page for more details
or visit envict.org/scorecard

Authorised and printed by M. Wakeham, CEO, Environment Victoria, Lvl 2/60 Leicester Street, Carlton VIC 3053.



How we worked it out

Final edition

As an independent charity, Environment Victoria has been holding governments to account on environmental issues for 47 years.




This election, we released an environment policy blueprint in May, with three categories: powering Australia with clean energy, cutting pollution and protecting nature.

All three major political parties set their policies centrally, so we've focused on party-wide politics and announcements, not individual candidates.

Throughout the campaign, we've kept track of new policy announcements at our Promise Watch site. This is the final edition of the scorecard.

To find out more about our community election campaign, visit envict.org/election2016

What the symbols mean:










-  **Thumbs Up:** Indicates significant written, public commitments that are good for our environment, including funding and implementation details.
-  **Dash Mark:** Indicates 'grey areas', such as announcements with no details, costings or implementation timelines, or 'media release' policies. Also indicates positive but minor policies, or promises of policies to come.
-  **Thumbs Down:** Indicates no announcements or policies, or policies that are detrimental to our environment or the climate.

LABOR
















LIBERAL

GREENS













Powering Australia with clean energy

- | | | |
|---|---|--|
| <ul style="list-style-type: none">  Target 50% clean energy by 2030  Commits \$200m for clean energy and \$98.7m for Community Power Network  No commitment to full restoration of \$1b cut to clean energy | <ul style="list-style-type: none">  Target 23% clean energy by 2020 but no post-2020 target  Cut \$1 billion from clean energy  Dumped successful scheme to help business improve energy efficiency | <ul style="list-style-type: none">  Target and plan to achieve 90% clean energy by 2030  Commits \$500 million for clean energy, and to restore \$1 billion cut  Plan for improving access to solar for homeowners, renters and business |
|---|---|--|

Cutting pollution

- | | | |
|--|--|---|
| <ul style="list-style-type: none">  Emissions reduction target 45% by 2030 and net zero emissions by 2050  Commits to limited emissions trading scheme from 2018  Commits to phase out dirtiest power stations, but no clear timeframe  No plan to end fossil fuel subsidies or ban new coal or gas development  More urgency needed on climate policy | <ul style="list-style-type: none">  Emissions reduction target 26-28% by 2030, but no clear policy to achieve this  Abolished carbon price and established flawed Emissions Reduction Fund  No plan to transition from coal-fired power stations or manage impacts on affected communities  No plan to end fossil fuel subsidies or ban new coal or gas development  Inadequate climate policy which lacks urgency | <ul style="list-style-type: none">  Emissions reduction target of net zero emissions by 2040  Commits to economy-wide carbon price with no free permits for big polluters  Commits to phase out coal power stations and \$250m for affected communities  Supports ending fossil fuel subsidies and banning new coal and gas  Clear, urgent timelines for climate policy |
|--|--|---|

Protecting and restoring nature

- | | | |
|--|--|---|
| <ul style="list-style-type: none">  Supports Murray-Darling Basin Plan but supported cap on water buybacks for rivers  Commits to 'climate trigger' to regulate large-scale land clearing  Commits funding to double the number of rangers for Indigenous land and sea management programs  Commits to initiate strengthening of national environment laws within 100 days | <ul style="list-style-type: none">  No long-term funding for delivering water for rivers and imposed a cap on water buybacks  Commits to redirect up to \$1b of existing clean energy funding to the Reef  Tried to cut 74,000 hectares from Tasmanian World Heritage Area  Tried to weaken national environment protection laws | <ul style="list-style-type: none">  Supports Basin Plan, opposed cap and commits \$122m for water buybacks for rivers  Commits \$2b for biodiversity and \$130m for threatened species  Supports doubling funding and improving security for Indigenous ranger and protected area programs  Commits to strengthen national environment protection laws within 12 months |
|--|--|---|